

Seamless Deployment for Your Higher Education App

Confidently Launch with MODO's Proven Approach for Colleges and Universities

Deploying a higher education app is a significant investment, and we know your institution wants to get it right. With MODO, you're not alone—we bring deep expertise, a structured process, and a dedicated team to ensure a smooth, successful rollout that delivers value quickly to students and staff.

Why MODO? Our Proven Track Record



400+ successful higher education app deployments



10M+ students and staff trust MODO-powered apps



100+ countries serving users across colleges and universities

The Key to a Successful App Rollout

A well-executed deployment drives student engagement, ensures accessibility, and sets the foundation for long-term success. Our approach gets your app into students' and staff hands quickly, with the flexibility to grow and evolve with your institution's needs.

Our Deployment Process: From Kickoff to Success

First 2 Weeks Contract Signed

*Project teams introduced
Initial app spin-up and resources shared
Outline information required from the customer*

Months 3 - 4 Training & App Development

*Train on the platform (videos, training docs, and Bert)
App design and integrations with out-of-the-box (OOB) modules*

Months 4 - 5 App Finalization & Submission

*Iterative improvements, new user experiences and features
Finalize app changes based on app submission testing
Discuss rollout strategy and how to market to users*







Phase 2 & Beyond

*Ongoing iterative improvements
Enhanced user experiences and new features*

Building Your Deployment Dream Team

A successful app deployment starts with the right team. Based on hundreds of implementations in higher education, we recommend key stakeholders to ensure a smooth, efficient process. While every campus is unique, these roles are essential:

Recommended Team Members:

-  **Product Manager**
Defines the app vision, roadmap, and overall goals
-  **Project Manager**
Coordinates timelines, aligns stakeholders, and manages progress
-  **Content Owners**
Create and maintain app content, ensuring accuracy and relevance
-  **IT & Security Teams**
Handle authentication, integrations, and mobile distribution
-  **UX Designers**
Develop branding, layouts, and user experience elements
-  **QA Testers & Power Users**
Test functionality and provide critical feedback before launch

“So you spun up this prototype already just for us? I am so impressed. This is going to accelerate our process... We are spellbound.”

Florida Gulf Coast University

Empowering Citizen Developers: Students as Key Stakeholders

Engage students as citizen developers in roadmapping, ideation, and app engagement. Empower them as admins and content owners to drive collaboration, content creation, and improvement.

Each implementation is flexible, and the team structure may vary based on your institution’s needs. During Go-Live, you’ll work closely with a Service Delivery Manager (SDM) who will serve as your project manager, Modo resource coordinator, and main collaborator.

Your SDM will guide you through the App Center and iModo Portal for training, while our library of training videos and Knowledge Base articles provide helpful resources. The SDM will also facilitate working sessions on topics requested by your team, ensuring a smooth and successful rollout.

Get Started in Just 3 Steps

1

Meet Your Dream Team

Beyond a SDM, you get a full squad of deployment experts.

2

Jump into Your Starter App

Explore, experiment, and get hands-on from day one.

3

Map Your Launch Plan

Customize your rollout with our expert guidance.

You’re in good hands. With Modo, you get a strategic partner committed to making your higher education app deployment successful—on your terms, at your pace. Let’s build something great together.

Ready to get started? [Contact us today!](#)

1 Washington Mall, #1056, Boston, MA 02108 | 1-888-663-6522 (MODO LABS)

modolabs.com

© 2025 Modo Labs, Inc. Trademarks belong to their respective owners. All rights reserved.