


INTEGRATION OVERVIEW



Modo Workplace + ServiceNow: Powering the Future of Seamless Service Delivery

The integration between ServiceNow and Modos Workplace transforms how employees engage with service requests across HR, IT, facilities, and beyond. It enables mobile-first, intuitive access to a wide range of services, consolidating them into one streamlined experience tailored to your organization's unique needs.

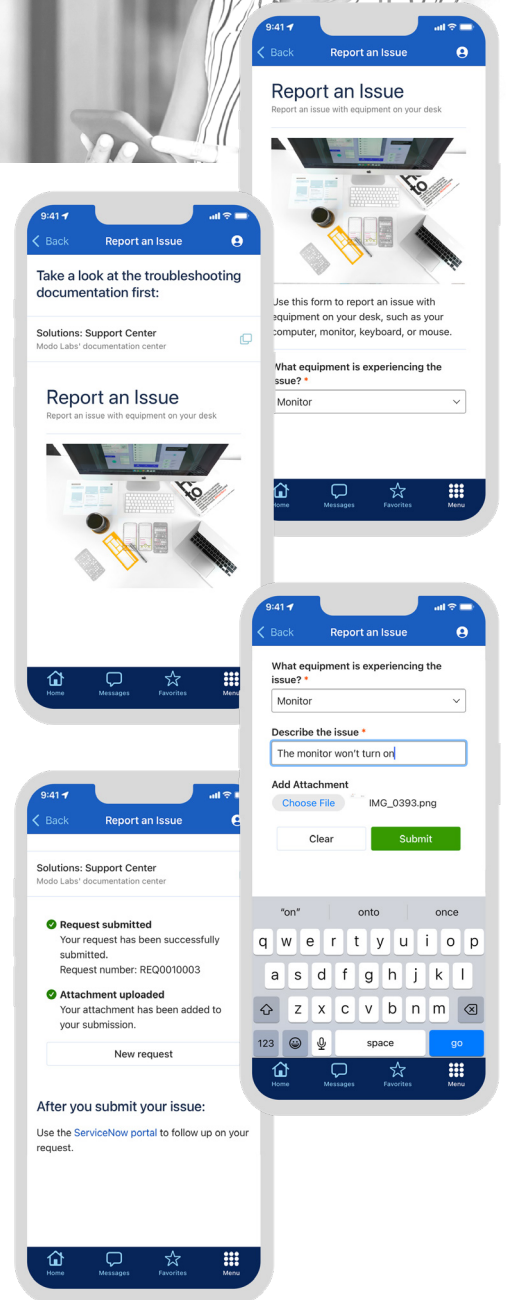
Whether you're leveraging out-of-the-box capabilities or require custom-built integrations, we can help you design solutions that bring your workplace services to life—efficiently, flexibly, and at scale.

Out-of-the-Box Integration

Modo integrates with ServiceNow, allowing employees to submit contextual service requests through a workplace app. Smart workflows and custom form fields enable tagging of locations, images, and assets, providing IT teams with precise, real-time information for faster, more effective issue resolution.

What's Possible? Let's Build It Together.

If you don't see what you need out of the box, we're here to help you build it. From custom integrations to bespoke solutions for niche use cases, we work with you to explore the art of the possible. Examples include:



Visitor and guest registration with real-time badge printing



Integrated Service Catalog for streamlined self-service



Custom dashboards to track service-level KPIs



Utilization analytics for rooms and resources



Request trend monitoring to drive strategic resourcing



Proactively monitor, automate, and prevent IT incidents

How the Integration Works

ServiceNow integrates seamlessly with Modo Workplace enabling real-time service request submission and enhancing workplace efficiency.

① API-Driven

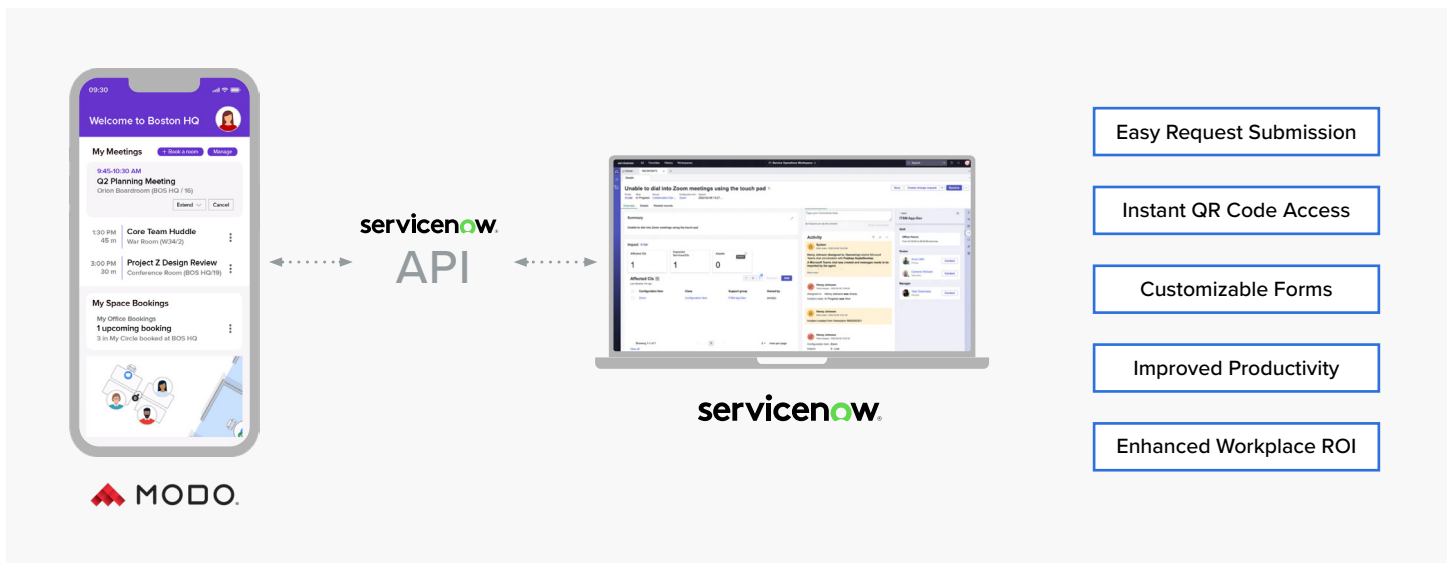
Quick and secure integration with ServiceNow's service request platform for seamless data exchange.

② Mobile-First Design

Employees can easily submit requests from their mobile devices, anytime and anywhere.

③ Customizable Forms

Admins can personalize request forms with tailored fields, attachments, and links to meet specific organizational needs.



Why This Matters for Enterprise

As the digital and physical workplace continue to converge, businesses are prioritizing solutions that streamline service requests and enhance the employee experience. Integrating ServiceNow's powerful workflow automation with mobile access via Modo Workplace supports the growing trend of hybrid work environments and increased reliance on mobile-first solutions for efficiency. This integration aligns with the broader movement towards workplace optimization and digital transformation paving the way for the workplace of the future.



Modo Labs powers Fortune 1000 workplaces and top campuses with mobile-first apps that drive engagement and productivity through seamless, customized access to everything people need.



ServiceNow is the AI-powered platform that unifies workflows and data to accelerate innovation, optimize processes, and drive enterprise efficiency at scale.